

USB BILL ASSISTANCE

FACTS ABOUT FAMILIES HELPED BY ENERGY SHARE WITH USB FUNDS IN 2007-2008

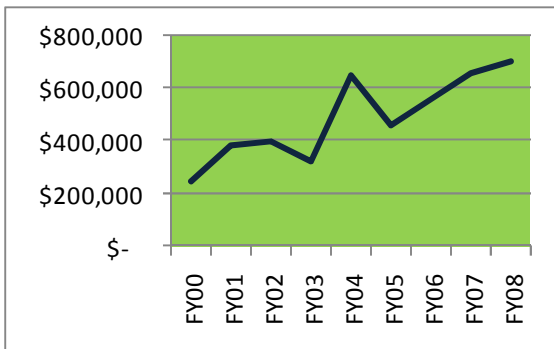
“Universal System Benefits” funds were required by electric and natural gas industry de-regulation laws passed by the 1997 Montana Legislature. Some utilities, electric cooperatives and large electric users have contracted with Energy Share to administer low-income bill assistance programs for them.

Dollars in Assistance	\$703,127
Number households helped	1,922
Average assistance/household	\$ 366

HOUSEHOLD (HH) INFORMATION

Average Number Occupants/HH	2.6
Number of children 0-18 years old	2,120
Number of people 60+	332

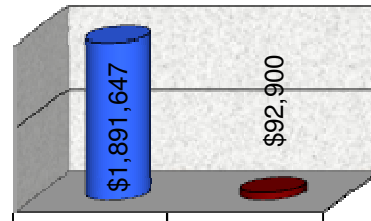
USB BILL ASSISTANCE HISTORY



ENDOWMENT

Energy Share’s Endowment is intended to be a permanent funding base for its energy assistance program. Montana law provides a 20 percent tax credit for corporate donations and a 40 percent tax credit for individuals, up to a maximum of \$10,000 Montana tax credit.

ENERGY SHARE ENDOWMENT



Value 7-08 Donations FY08

OTHER GIFTS

In addition to the outstanding support Energy Share received from USB contributors in 2007-2008 (see the other side for details), two special organizations gave significant gifts. The **Rocky Mountain Propane Association** again donated to Energy Share, and for the third year in a row **PPL Montana** and their partners contributed funds for bill assistance. This enabled Energy Share to help an additional 327 households as follows:

Primary heat source = propane:	52 households
People helped with PPL funds:	275 households

2007-2008 MAJOR DONORS

Avista
 Beartooth Electric Cooperative
 Columbia Falls Aluminum Company
 ConocoPhillips
 Cut Bank Gas Company
 Energy West
 Fall River Electric Cooperative
 Fergus Electric Cooperative
 Flathead Electric Cooperative
 Glacier Electric Cooperative
 Hill County Electric Cooperative
 Lower Yellowstone REA
 McCone Electric Cooperative
 Montana-Dakota Utilities
 Northern Electric Cooperative
 NorthWestern Energy
 PacifiCorp
 Park Electric Cooperative
 Portland General Electric
 Powder River Corporation
 PPL Montana
 Puget Sound Electric
 Ravalli County Electric Cooperative
 REC Silicon
 Sheridan Electric Cooperative
 Smurfit-Stone Container Corporation
 Southeast Electric Cooperative
 Tongue River Electric Cooperative
 Valley Electric Cooperative
 Vigilante Electric Cooperative
 Western Energy Company
 Yellowstone Valley Electric Cooperative

FIRST PLACE DRAWING:
 ANNUAL FOURTH GRADE ART CONTEST
 MARIAH WALKER OF HUNGRY HORSE, ARTIST



ENERGY SHARE OF MONTANA

2007-2008 ANNUAL REPORT



Energy Share of Montana

1-888-779-7589

*Because you care, there's
 Energy Share!*

318 N. Last Chance Gulch Suite 2B
 Helena, MT 59601
 406-442-4900
www.energysharemt.com

ABOUT ENERGY SHARE

Energy Share of Montana is a private nonprofit organization. Our primary purpose is to help Montanans faced with energy emergencies meet their needs and move towards self-reliance. In the past 26 years Energy Share has distributed 10.5 million dollars in energy assistance to more than 34,000 families. Additionally since 1999 Energy Share has worked with utilities, large electric customers and cooperatives to implement low-income universal system benefits (USB) programs.

WHAT WE DO

BILL ASSISTANCE

One of the chief ways we help people is with their heating bills. Often, families who live from paycheck to paycheck face some type of financial emergency when an unexpected expense occurs.

FURNACE SAFETY

Energy West and MDU fund programs for their customers who have unsafe furnaces or water heaters. We have the appliance examined and either repair it if possible, or replace it with a more energy-efficient appliance when necessary.

WEATHERIZATION

Energy West continued funding a weatherization program through Energy Share for their customers to maximize energy savings by performing cost-effective weatherization measures in the homes of qualifying Energy West customers.

ENDOWMENT

In 1997 the Energy Share Board of Directors established an endowment to fund the future heating needs of low-income Montanans.

ENERGY SAVINGS PROGRAM

This year REC Silicon and Smurfit-Stone Container Corporation teamed up with Energy Share to fund a pilot program to replace refrigerators and water heaters in the homes of senior citizens ages 60 and above who own their homes.

BILL ASSISTANCE

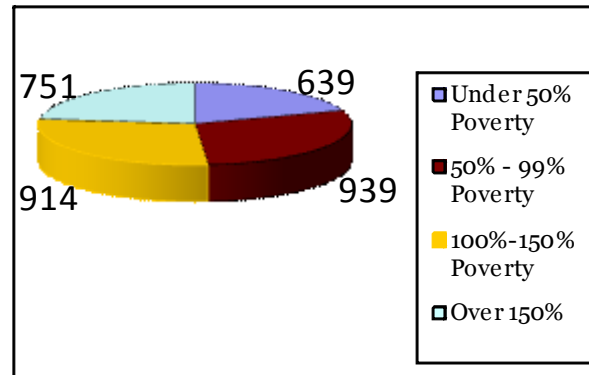
FACTS ABOUT FAMILIES HELPED BY ENERGY SHARE IN 2007-2008

(INCLUDES USB FIGURES FROM THE OTHER SIDE)

BILL ASSISTANCE FACTS

Dollars in Assistance	\$1,278,746
Number households helped	3,243
Average assistance/household	\$ 394

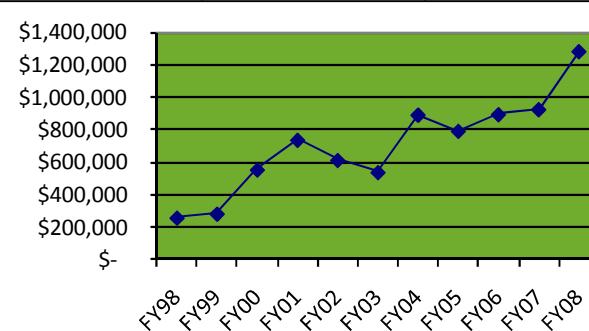
INCOME INFORMATION, PERCENTAGE OF POVERTY



HOUSEHOLD (HH) INFORMATION

Average Number Occupants/HH	2.6
Number of children 0-18 years old	3,460
Number of people 60+	635

TOTAL BILL ASSISTANCE HISTORY (LAST 10 YEARS)

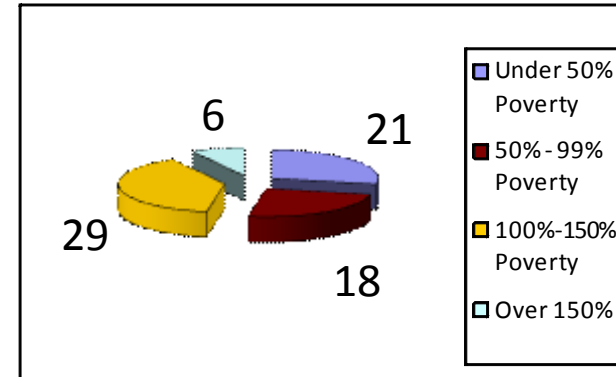


FURNACE SAFETY

FURNACE SAFETY FACTS

Dollars in Assistance	\$82,090
Number households helped	74
Average assistance/household	\$ 1,109
Number furnace replacements	24
Number furnace tune-ups & cleaning	37
Number water heater replacements	15
Number water heater tune-ups	10

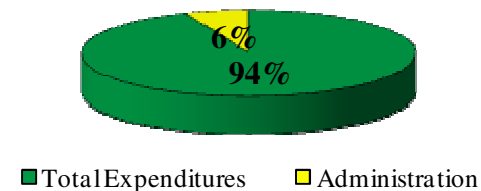
FURNACE SAFETY INCOME INFORMATION, PERCENTAGE OF POVERTY



PROGRAM SPENDING

Energy Share continues to keep its administrative costs low while increasing program spending.

Energy Share Administrative Costs 2007-2008



ENERGY SAVINGS PROGRAM

In 2007-2008 the Energy Share Board directed some of its endowment earnings to match donations from REC Silicon and Smurfit-Stone Container Corporation to pilot a refrigerator and water heater replacement program for senior citizens who own their homes. Below is some data on this popular program.

No. of Refrigerators replaced	82
No. of Water Heaters replaced	1
Dollars spent in Replacing	\$48,545.60
Avg. Expenditures/Household	\$592.02
Avg. Savings-Investment Ratio	1.9

WEATHERIZATION

Dollars spent Weatherizing	\$197,990
Number households helped	68
Average expenditures/household	\$ 2,532

The average "Savings-to-Investment Ratio" for the weatherization jobs performed was 2.4. This means that the energy cost savings for the life of the weatherization measures performed exceeded the cost to install the measures by 2.4 times.

Some of the measures included work on walls, outside air infiltration, windows, attic crawl spaces, doors, and heating system repairs to make furnaces more efficient or all together safe.

WEATHERIZATION INCOME INFORMATION, PERCENTAGE OF POVERTY

